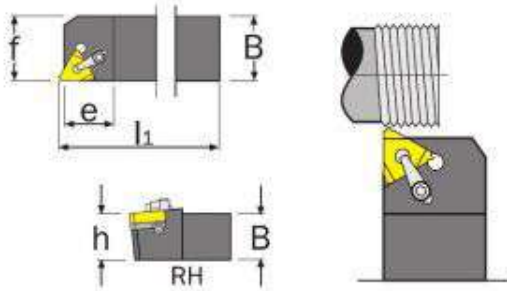


INDEXA-SEIKI

Threading Toolholders - Dual Top Clamp & Screw-on

Example shows DIR - Internal, but clamping is identical to DER/L - External. Standard Helix is 1.5°.

External Dual DER/L - External.



ISO Designation	Dimensions					Weight each	Order Code
	h	B	l ₁	e	f		
DER 1616H	16	16	100	16	22	208g	-8100K
DER 2020K	16	20	125	20	22	400g	-8000K
DEL 2020K	16	20	125	20	22	400g	-8010K
DER 2525M	16	25	150	25	22	736g	-8020K
DEL 2525M	16	25	150	25	22	735g	-8030K
DER 2525M	22	25	150	25	28	745g	-8040K

Top Clamp only

Screw-on only



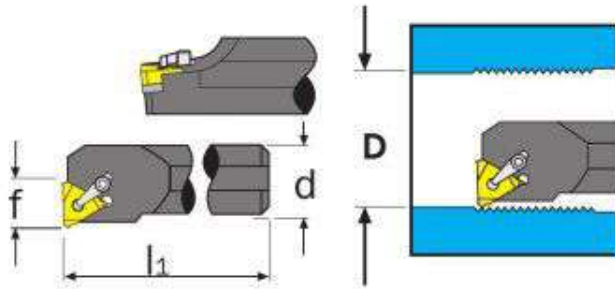
Suitable Inserts See Next Page
 ER = Right Hand EL = Left Hand
 Sizes 16 = 16ER/L
 22 = 22ER/L



Spares to Suit

Clamp Set	Anvil	Shim Screw	Insert Screw	Torx Key
Order Code IND-107	Order Code IND-107	Order Code IND-107	Order Code IND-107	Order Code IND-107
-0620K	-2930K	-3780K	-3430K	-5150K
-0620K	-2930K	-3780K	-3430K	-5090K
-0620K	-2960K	-3780K	-3430K	-5150K
-0620K	-2960K	-3780K	-3430K	-5090K
-0630K	-2940K	-3790K	-3440K	-5150K

Internal Dual DIR - Internal.



ISO Designation	Dimensions (mm)				Weight each	Order Code
	d	l ₁	f	D _{min}		
DIR 0020P	16	20	170	13.7	24	699g -8240K
DIR 0025R	16	25	200	16.2	29	725g -8260K

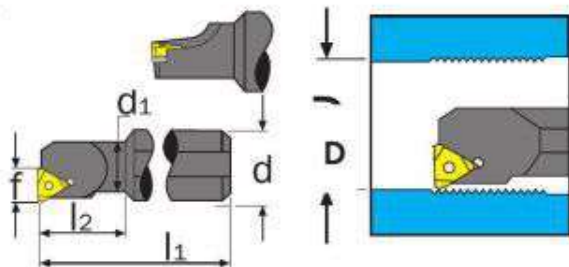
Suitable Inserts See Next Page
 IR = Right Hand
 Sizes 16 = 16IR
 22 = 22IR



Spares to Suit

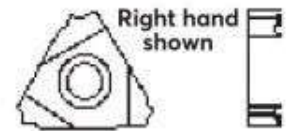
Clamp Set	Anvil	Shim Screw	Insert Screw	Torx Key
Order Code IND-107	Order Code IND-107	Order Code IND-107	Order Code IND-107	Order Code IND-107
-0620K	-2960K	-3780K	-3430K	-5090K
-0620K	-2960K	-3780K	-3430K	-5100K

Screw-on SIR/L - Internal.



ISO Designation	Dimensions						Weight each	Order Code
	d	d ₁	l ₁	l ₂	f	D _{Min}		
SIR 0010H	11	10	10	100	-	7.4	12.0	160g -8360K
SIR 0013M	16	16	13	150	32	10.2	16.0	217g -8400K
SIR 0016P	16	20	16	170	40	11.7	19.0	369g -8420K
SIL 0016P	16	20	16	170	40	11.7	19.0	364g -8430K
SIR 0020P	22	20	20	170	-	15.6	24.0	406g -8440K

Suitable Inserts See Next Page
 IR = Right hand IL = Left Hand
 Sizes 06 = 06IR/L
 08 = 08IR/L
 11 = 11IR/L
 16 = 16IR/L
 22 = 22IR/L



Spares to Suit

Insert Screw	Torx Key
Order Code IND-107	Order Code IND-107
-3420K	-5070K
-3430K	-5150K
-3430K	-5150K
-3430K	-5150K
-3440K	-



ISO Threading Insert Designation

Insert Grade Description

QMA (P20-P40/K20-K30) Coated.
Sintered chip breaker with a multi layer TiAlN PVD coated sub-micrograin grade. Provides high quality threads for most materials including exotic alloys and stainless steels. Best performance is achieved at medium to high cutting speeds.

16 E R 12 UN QMA

- L 06
- 08
- 11
- 16
- 22
- 27
- 33

- I.C. 5/32"
- 3/16"
- 1/4"
- 3/8"
- 1/2"
- 5/8"
- 3/4"

E = EXTERNAL
I = INTERNAL

R = RIGHT HAND
L = LEFT HAND

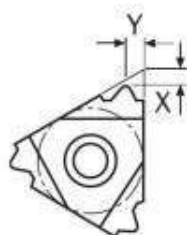
FULL PROFILES:
Pitch in mm: 0.35 - 8 or TPI (Threads per inch) 64 - 4

ISO UN
WHIT NPT
NPTF BSPT

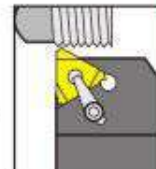
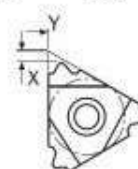
CARBIDE GRADE

PARTIAL PROFILES
A N
G AG 60°
55°

Partial Profiles Internal Right Hand



Partial Profiles External Right Hand



55°

Insert Designation	Pitch Range mm	TPI	X mm	Y mm	Grade	Weight per 10	Order Code YML-121
16 ER AG55	0.5-3.0	48-8	1.2	1.7	QMA	60g	-0542A

60°

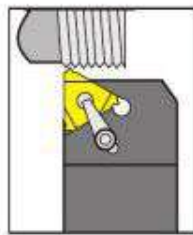
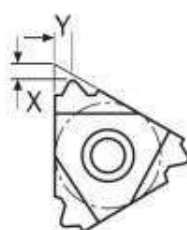
Insert Designation	Pitch Range mm	TPI	X mm	Y mm	Grade	Weight per 10	Order Code YML-121
16 ER A60	0.5-1.5	48-16	0.8	0.9	QMA	60g	-0041Q
16 ER AG60	0.5-3.0	48-8	1.2	1.7	QMA	60g	-0042A

60°

Insert Designation	Pitch Range mm	TPI	X mm	Y mm	Grade	Weight per 10	Order Code YML-121
16 IR AG60	0.5-3.0	48-8	1.2	1.7	QMA	60g	-0208A

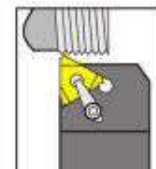
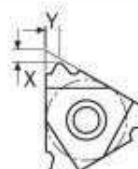
ISO Metric External Right Hand

11 ER available on request.



UN External Right Hand

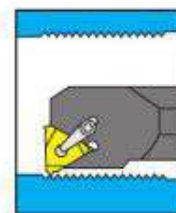
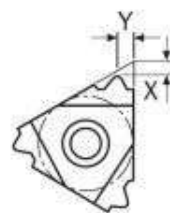
External Right Hand



Insert Designation	TPI	X mm	Y mm	Grade	Weight each	Order Code YML-121
16 ER 24 UN	24	0.7	0.8	QMA	7g	-1546Q
16 ER 20 UN	20	0.8	0.9	QMA	7g	-1547W
16 ER 18 UN	18	0.8	1.0	QMA	7g	-1548S
16 ER 14 UN	14	1.0	1.2	QMA	7g	-1549N
16 ER 12 UN	12	1.1	1.4	QMA	7g	-1550J
16 ER 8 UN	8	1.2	1.6	QMA	7g	-1552L

UN Internal Right Hand

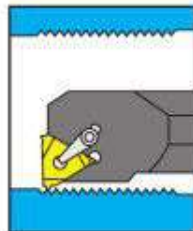
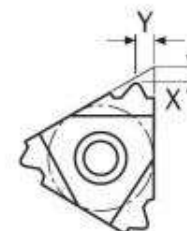
Internal Right Hand



Insert Designation	TPI	X mm	Y mm	Grade	Order Code YML-121
16 IR 12 UN	12	1.1	1.4	QMA	-1750J

ISO Metric Internal Right Hand

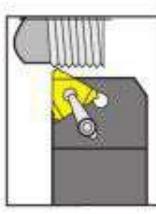
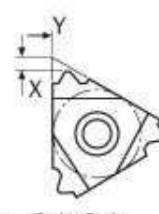
Internal Right Hand



Insert Designation	TPI	X mm	Y mm	Grade	Weight per 10	Order Code YML-121
16 IR 1.00 ISO	1.00	0.6	0.7	QMA	70g	-1210Y
16 IR 1.50 ISO	1.50	0.8	1.0	QMA	65g	-1211U
16 IR 2.00 ISO	2.00	1.0	1.3	QMA	65g	-1212Q
16 IR 2.50 ISO	2.50	1.1	1.5	QMA	60g	-1213L
16 IR 3.00 ISO	3.00	1.1	1.5	QMA	60g	-1213W

Whitworth External Right Hand

A full range of sizes are available on request.



Insert Designation	TPI	X mm	Y mm	Grade	Order Code YML-121
16 ER 14 W	14	1.0	1.2	QMA	-2049N
16 ER 11 W	11	1.1	1.5	QMA	-2051E

Whitworth Internal Right Hand

A full range of sizes are available on request.

Insert Designation	TPI	X mm	Y mm	Grade	Order Code YML-121
16 IR 14 W	14	1.0	1.2	QMA	-2215N
16 IR 11 W	11	1.1	1.5	QMA	-2217E